

M401

Electronic Current Burden



Electronic Current Burden **M401** is a programmable device used as a load in the secondary circuits of Current Instrument Transformers with secondary current 5 A during their verification and calibration

FEATURES AND BENEFITS

- Rated current – 5 A
- Rated power range:
0,5 to 50 V·A, $\cos \varphi = 0,8$ at 50 Hz
0; 0,5 to 50 V·A, $\cos \varphi = 1$ at 50 Hz
- Cable, contact and internal test set (Comparator) resistances are compensated by four-conductor connection
- Non-breaking measuring circuit during switching of the burden
- Possibility of using with automated CT calibration systems
- Small size and low weight

VERSIONS

Electronic Current Burden **M401** is available in two versions:

M401.1 allows CT calibration in secondary current range from 1 % to 120 % of rated current

M401.2 allows CT calibration in secondary current range from 1 % to 150 % of rated current

APPLICATIONS

M401 is used by:

- Manufacturer of Current Transformers
- On-site testing of Current Transformers
- Calibration Laboratories
- Metrology Institutes

TECHNICAL SPECIFICATIONS

Rated current	5 A	M401.1, M401.2
Current range	1...120 %	M401.1
	1...150 %	M401.2
Rated power for $\cos \varphi = 0,8$	0,5; 0,75; 1; 1,25; 1,5; 1,75; 1,875; 2; 2,5; 3; 3,75; 4; 5; 6,25; 7,5; 10; 11,25; 12,5; 15; 20; 25; 30; 40; 45*; 50* V·A	M401.1, M401.2
Rated power for $\cos \varphi = 1$	0; 0,5; 0,75; 0,8; 1; 1,25; 1,5; 1,875; 2; 2,5; 3,75; 4; 5; 6; 7,5; 10; 12,5; 15; 30; 50* V·A	M401.1, M401.2
Active and reactive power error	$\pm 0,03 \cdot S^{**}$ for $0,8 \text{ V} \cdot \text{A} < S < 50 \text{ V} \cdot \text{A}$	M401.1, M401.2
	$\pm 0,04 \cdot S$ for $S = 0,75 \text{ V} \cdot \text{A}$	
	$\pm 0,06 \cdot S$ for $S = 0,5 \text{ V} \cdot \text{A}$	
	$\pm 0,05 \text{ V} \cdot \text{A}$ for $S = 0 \text{ V} \cdot \text{A}$	

* Burden power values are possible for 1 to 120 % of rated current

** Set burden power value

Power mains

Rated Voltage	220/230 V
Rated Frequency	50 Hz

Operating Temperature 0...40 °C

Relative Humidity up to 80 % non-condensing

Size (Main Unit) 250 × 148 × 330 mm

Weight (Main Unit) 5 kg

Standards








Safety	EN 61010-1:2010
EMC	EN 61326-1:2013

Calibration Interval 2 years recommended

ORDERING INFORMATION

Scope of supply

The following items are supplied with the standard M401 modification:

No	Item Name	Part no.	
1*	Main unit M400.1 M400.2	411648.001-03 411648.001-04	
2	IC Instrument cable (1,8 m)	685611.195-01	
3	Serial port interface cable RS232 Null Modem Cable DB9 F/F	—	
4	Power cable 10 A EU (CEE 7/XVII - C13)	—	
5	Jumper wire	685611.030	
6	Bag	323382.007	
7	Operating manual	411640.001 OM	
8	Passport	411640.001 P	
Additional order			
9	IC Instrument cable (5 m)	685611.199-01	
10	IC Instrument cable (10 m)	685611.200-01	

* Please specify modification when ordering

OLTEST LLC

Development and production
of measurement devices

POSTAL ADDRESS

OLTEST LLC, PO box 33,
Kyiv, 04128, Ukraine

TEL and E-MAIL

+38 044 537-08-01
market@oltest.ua